

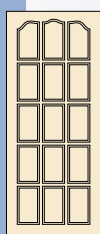
CZAJKA
PRODUCENT DRZWI

drzwi sosnowe

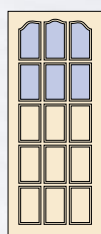




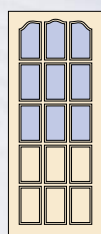
IŁAWA



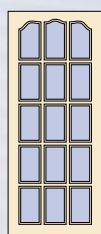
1



2



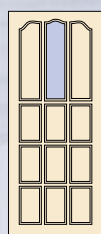
3



4



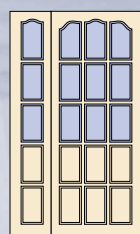
5



6



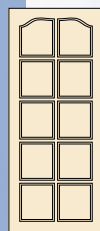
7



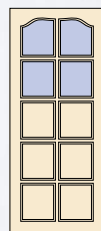
8



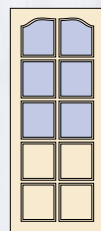
PARYŻ



9



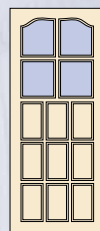
10



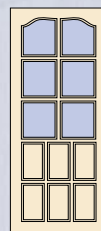
11



12



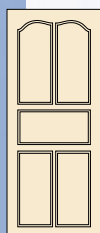
13



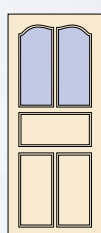
14



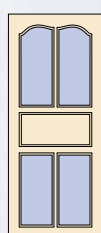
KOREA



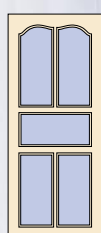
15



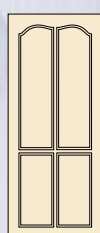
16



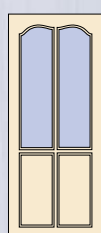
17



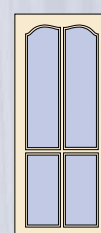
18



19



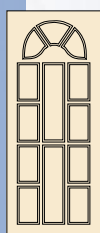
20



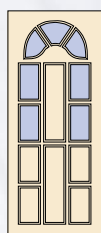
21



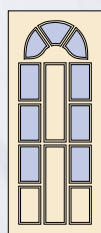
ITALIA



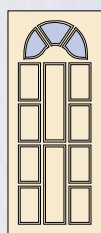
22



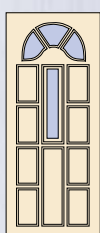
23



24



25



26




MORAĞ




27



28



29




30



31



32



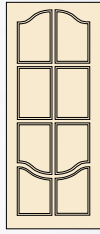
33



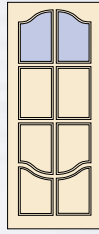
34



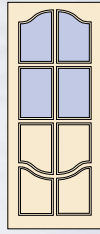
OSLO



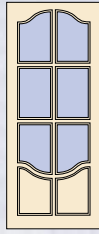
35



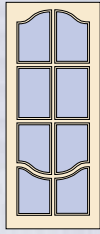
36



37



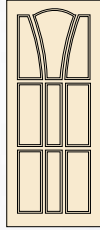
38



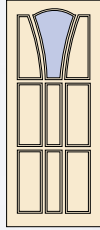
39



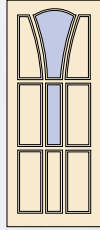
WENECJA



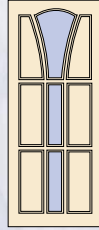
40



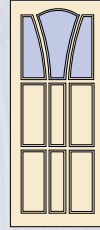
41



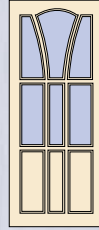
42



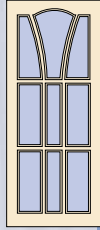
43



44



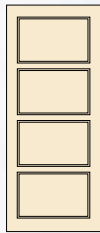
45



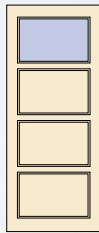
46



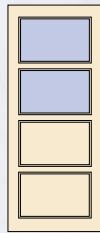
MANHATAN



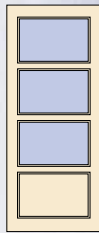
47



48



49



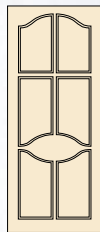
50



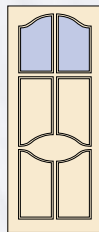
51



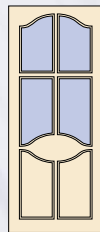
AKRA



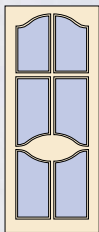
52



53



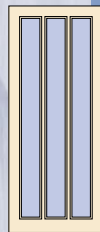
54



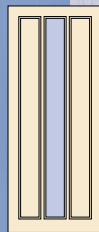
55



HAGA



56



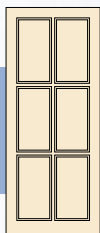
57



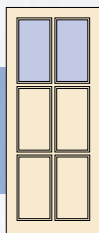
58



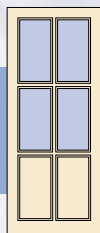
IBERIA



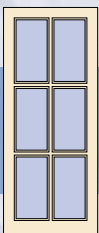
59



60



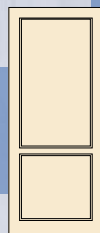
61



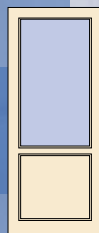
62




CZECHY



63



64



65



66 Ościeznica stała



67 Ościeznica regulowana



Zawias
RETRO

Zawias
prosty

Zawias
do ościeznic
regulowanych



68 Uszczelka



69 Opaska drzwiowa

Drzwi drewniane, kasetonowe, niemalowane

Materiał: drewno sosnowe, klejone o grubości 40 mm.

Skrzydło przylgowe: ramiaki obłogowane.

Ościeznica stała przylgowa, szerokość: 90 mm, grubość 40 mm, z uszczelką lub bez.

Ościeznica regulowana dla grubości muru w zakresie od 95 do 360 mm

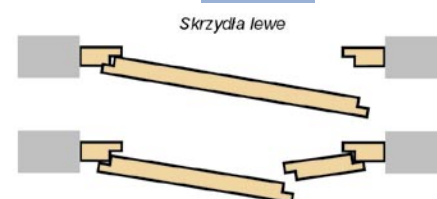
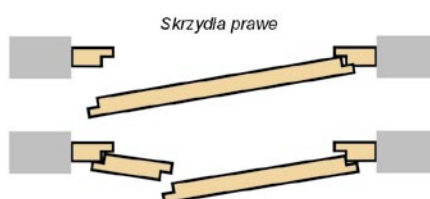
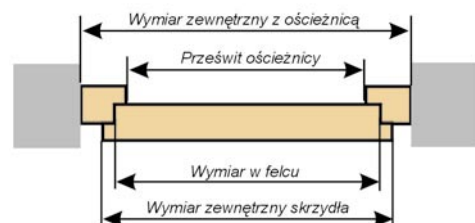
Szklenie: na życzenie Klienta, za dodatkową dopłatą.

Tuleje wentylacyjne: na życzenie Klienta za dodatkową opłatą.

Okucia: dwa lub trzy zawiasy, zamek w zależności od modelu: z wkładką patentową (lub na klucz), z blokadą WC, oszczędnościowy.



70 Tuleja wentylacyjna



wymiar zewnętrzny z ościeznicą		wymiar zewnętrzny skrzydła		wymiar w felcu		prześwit w ościeznicy
szerokość	wysokość	szerokość	wysokość	szerokość	wysokość	
684	2050	640	2030	617	2017	600
784	2050	740	2030	717	2017	700
884	2050	840	2030	817	2017	800
984	2050	940	2030	917	2017	900